

Exam Entry and Exam Results MyPT

You can now access both your Statement of Exam Entries and your Exam Results from the Report Menu on **MyPT**:-

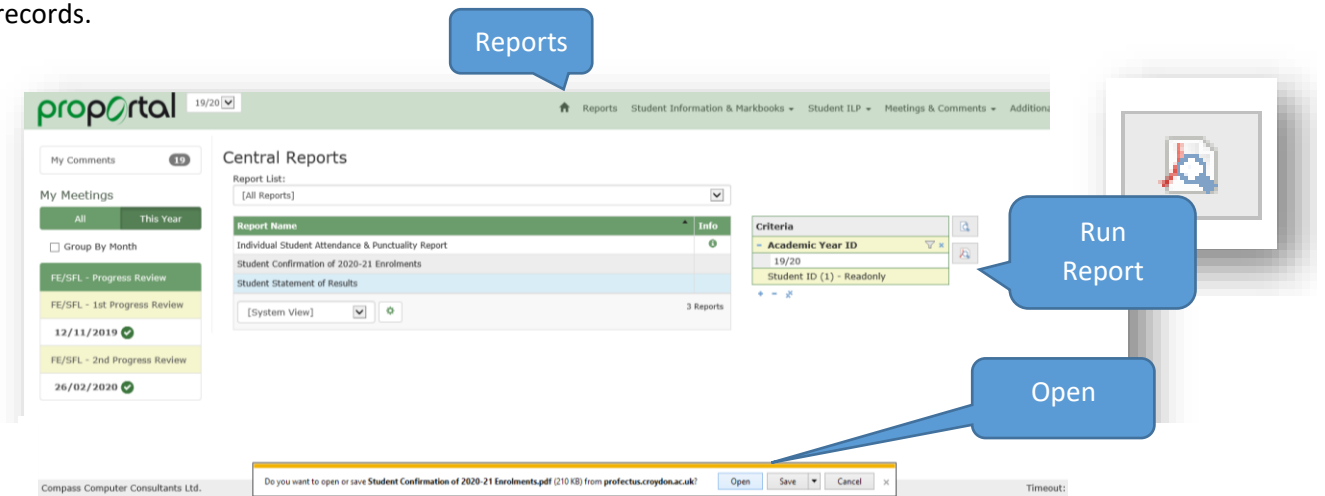
Statement of Exam Entry

On MyPT go to the **Reports** menu.

Select the **Student Statement of Exam Entry** report and click the PDF button to run.

This will generate a report which will appear at the bottom of the screen. Select Open.

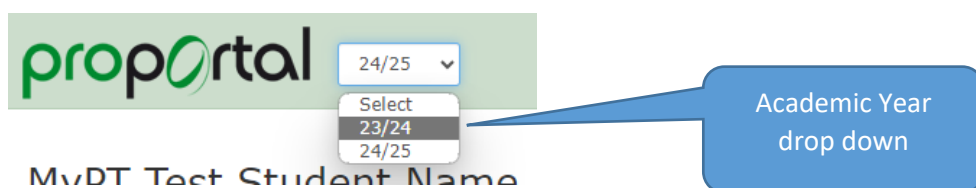
This will open a report with your Exam Entry details, which you can print if necessary for your records.



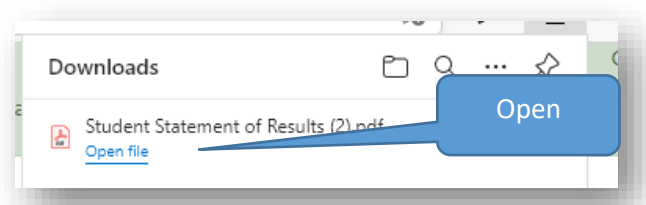
Statement of Results

You can also access your exam results from the report screen.

IMPORTANT NOTE: Please check that the academic year is set to the year that your results were for. You may need to use the **Academic Year** drop down at the top of the home page to **select the previous year's records (23/24)**.



You can then access the **Student Statement of Results** report in the same way as the report above.



This will open a report with your Exam results, which you can print as proof of results.